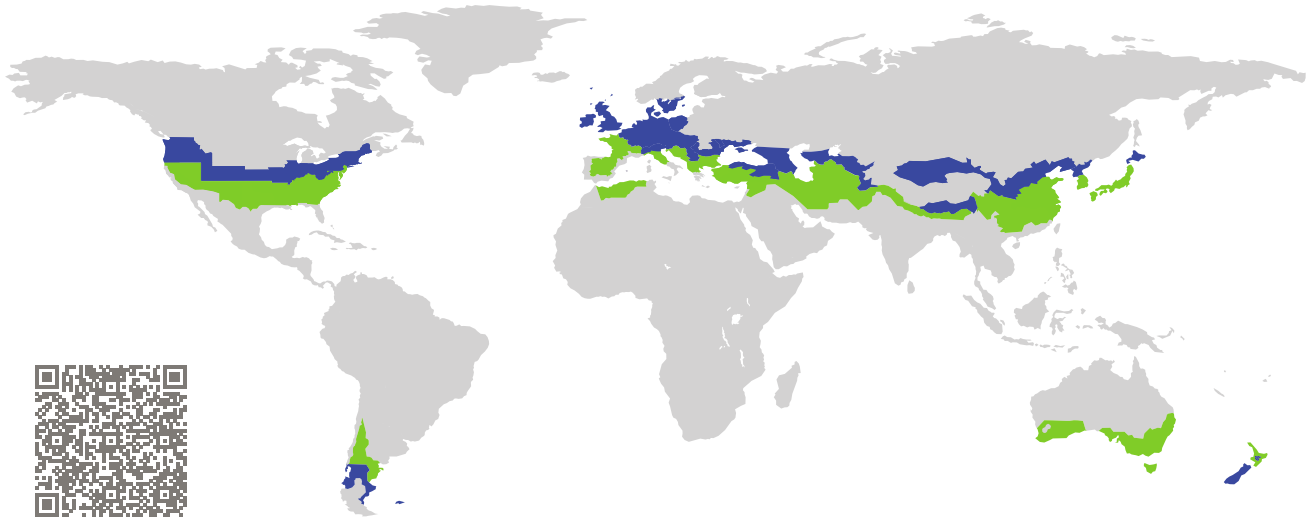


CERTIFICATE

Certified Passive House Component

Component-ID 1133ws03 valid until 31st December 2020

Passive House Institute
Dr. Wolfgang Feist
64283 Darmstadt
Germany




Category: **Window system**
Manufacturer: **pro Passivhausfenster GmbH,
Oberaudorf,
Germany**
Product name: **smartwin**

**This certificate was awarded based on the following
criteria for the cool, temperate climate zone**

Comfort $U_W = 0.76 \leq 0.80 \text{ W}/(\text{m}^2 \text{ K})$
 $U_{W,\text{installed}} \leq 0.85 \text{ W}/(\text{m}^2 \text{ K})$
with $U_g = 0.70 \text{ W}/(\text{m}^2 \text{ K})$

Hygiene $f_{Rsi=0.25} \geq 0.70$
Airtightness $Q_{100} = 0.11 \leq 0.25 \text{ m}^3/(\text{h m})$



Passive House
efficiency class

phE

phD

phC

phB

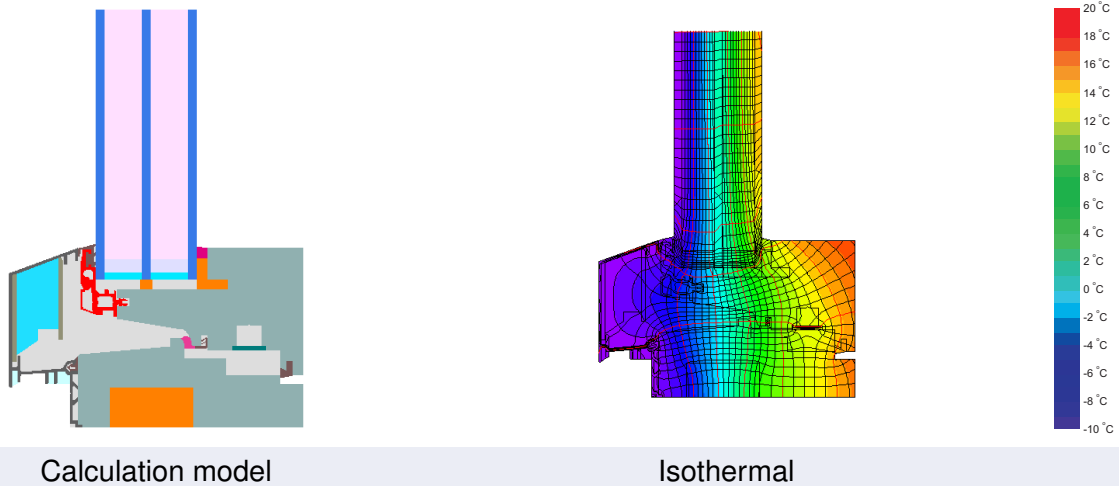
phA

cool, temperate climate



**CERTIFIED
COMPONENT**

Passive House Institute



Description

Spruce/Fir-Aluminum window frame (0,11 W/(mK)), insulated by wood fibre (0,040 W/(mK)) and PU-foam (0,027 W/(mK)) in the rain-profile. Pane thickness: 48 mm (4/18/4/18/4), rebate depth: 15 mm, spacer: SWISSPACER Ultimate with polyurethane as secondary seal. The length-related airtightness, $q_{100} = 0.11 \text{ m}^3 / (\text{hm})$, refers to a double-winged door, 2 * 2.6 m.

Explanation

















The window U-values were calculated for the test window size of 2.46 m × 1.48 m with $U_g = 0.70 \text{ W}/(\text{m}^2 \text{ K})$. If a higher quality glazing is used, the window U-values will improve as follows:


Glazing	$U_g =$	0.70	0.64	0.58	0.52	W/(m ² K)
		↓	↓	↓	↓	
Window	$U_W =$	0.76	0.72	0.67	0.62	W/(m ² K)

Transparent building components are classified into efficiency classes depending on the heat losses through the opaque part. The frame U-Values, frame widths, thermal bridges at the glazing edge, and the glazing edge lengths are included in these heat losses. A more detailed report of the calculations performed in the context of certification is available from the manufacturer.

The Passive House Institute has defined international component criteria for seven climate zones. In principle, components which have been certified for climate zones with higher requirements may also be used in climates with less stringent requirements. In a particular climate zone it may make sense to use a component of a higher thermal quality which has been certified for a climate zone with more stringent requirements.

Further information relating to certification can be found on www.passivehouse.com and passipedia.org.

Frame values			Frame width b_f mm	U -value frame U_f W/(m ² K)	Ψ -panel edge Ψ_g W/(m K)	Temp. Factor $f_{Rsi=0.25}$ [-]
Top	(to)		86	0.68	0.020	0.74
Side	(s)		86	0.68	0.020	0.74
Bottom	(bo)		86	0.89	0.020	0.72
Top fixed	(tof)		86	0.52	0.021	0.76
Side fixed	(sf)		86	0.52	0.021	0.76
Bottom fixed	(bof)		86	0.69	0.020	0.74
Threshold	(th)		76	1.00	0.021	0.71
Door side	(sh)		161	0.68	0.020	0.73
Mullion flying	(fm)		110	0.79	0.020	0.74
Mullion fixed	(m)		110	0.65	0.021	0.74
Mullion 1 casement	(m1)		110	0.78	0.021	0.73
Mullion 2 casements	(m2)		142	0.76	0.020	0.74
Corner	(ec)		160	0.31	0.021	0.72
Transom fixed	(tf)		110	0.79	0.020	0.72
Transom 1 casement	(t1)		110	0.96	0.020	0.71
Transom 2 casements	(t2)		142	0.92	0.020	0.72
Spacer: SWISSPACER Ultimate			Secondary seal: Polyurethan			



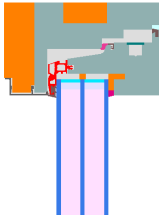
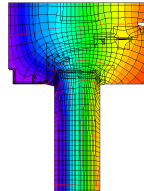
Top

$b_f = 86.00$ mm

$U_f = 0.68$ W/(m² K)

$\Psi_g = 0.020$ W/(m K)

$f_{Rsi} = 0.74$



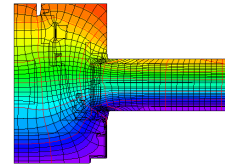
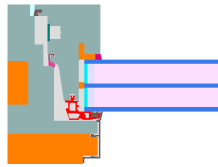
Side

$$b_f = 86.00 \text{ mm}$$

$$U_f = 0.68 \text{ W}/(\text{m}^2 \text{ K})$$

$$\Psi_g = 0.020 \text{ W}/(\text{m K})$$

$$f_{Rsi} = 0.74$$



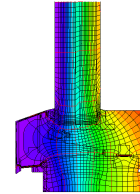
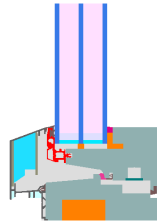
Bottom

$$b_f = 86.00 \text{ mm}$$

$$U_f = 0.89 \text{ W}/(\text{m}^2 \text{ K})$$

$$\Psi_g = 0.020 \text{ W}/(\text{m K})$$

$$f_{Rsi} = 0.72$$



Top

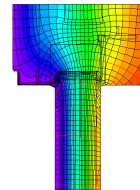
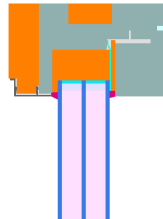
fixed

$$b_f = 86.00 \text{ mm}$$

$$U_f = 0.52 \text{ W}/(\text{m}^2 \text{ K})$$

$$\Psi_g = 0.021 \text{ W}/(\text{m K})$$

$$f_{Rsi} = 0.76$$



Side

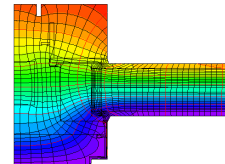
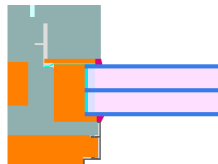
fixed

$$b_f = 86.00 \text{ mm}$$

$$U_f = 0.52 \text{ W}/(\text{m}^2 \text{ K})$$

$$\Psi_g = 0.021 \text{ W}/(\text{m K})$$

$$f_{Rsi} = 0.76$$



Bottom

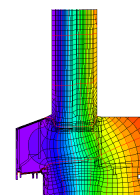
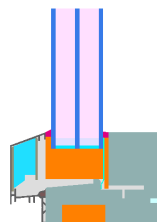
fixed

$$b_f = 86.00 \text{ mm}$$

$$U_f = 0.69 \text{ W}/(\text{m}^2 \text{ K})$$

$$\Psi_g = 0.020 \text{ W}/(\text{m K})$$

$$f_{Rsi} = 0.74$$





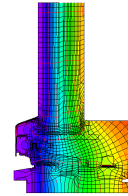
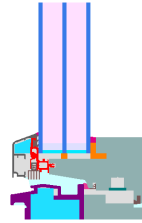
Threshold

$$b_f = 76.00 \text{ mm}$$

$$U_f = 1.00 \text{ W}/(\text{m}^2 \text{ K})$$

$$\Psi_g = 0.021 \text{ W}/(\text{m K})$$

$$f_{Rsi} = 0.71$$



Door

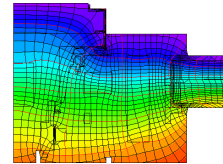
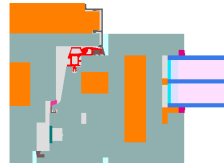
side

$$b_f = 161.00 \text{ mm}$$

$$U_f = 0.68 \text{ W}/(\text{m}^2 \text{ K})$$

$$\Psi_g = 0.020 \text{ W}/(\text{m K})$$

$$f_{Rsi} = 0.73$$



Mullion

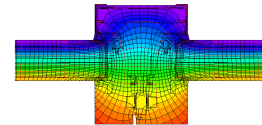
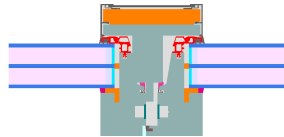
flying

$$b_f = 110.00 \text{ mm}$$

$$U_f = 0.79 \text{ W}/(\text{m}^2 \text{ K})$$

$$\Psi_g = 0.020 \text{ W}/(\text{m K})$$

$$f_{Rsi} = 0.74$$



Mullion

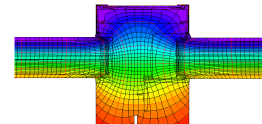
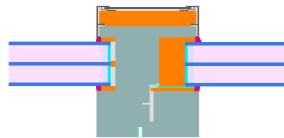
fixed

$$b_f = 110.00 \text{ mm}$$

$$U_f = 0.65 \text{ W}/(\text{m}^2 \text{ K})$$

$$\Psi_g = 0.021 \text{ W}/(\text{m K})$$

$$f_{Rsi} = 0.74$$



Mullion

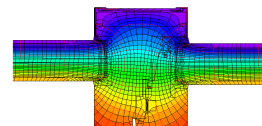
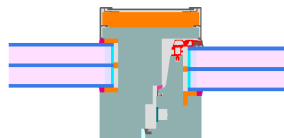
1 casement

$$b_f = 110.00 \text{ mm}$$

$$U_f = 0.78 \text{ W}/(\text{m}^2 \text{ K})$$

$$\Psi_g = 0.021 \text{ W}/(\text{m K})$$

$$f_{Rsi} = 0.73$$





Mullion

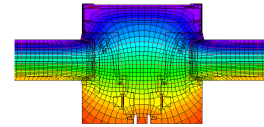
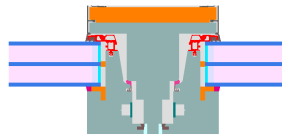
2 casements

$$b_f = 142.00 \text{ mm}$$

$$U_f = 0.76 \text{ W}/(\text{m}^2 \text{ K})$$

$$\Psi_g = 0.020 \text{ W}/(\text{m K})$$

$$f_{Rsi} = 0.74$$



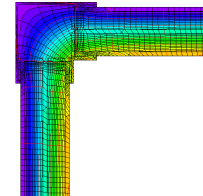
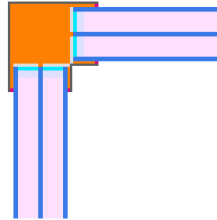
Corner

$$b_f = 160.00 \text{ mm}$$

$$U_f = 0.31 \text{ W}/(\text{m}^2 \text{ K})$$

$$\Psi_g = 0.021 \text{ W}/(\text{m K})$$

$$f_{Rsi} = 0.72$$



Transom

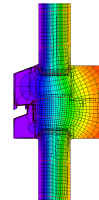
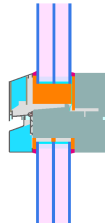
fixed

$$b_f = 110.00 \text{ mm}$$

$$U_f = 0.79 \text{ W}/(\text{m}^2 \text{ K})$$

$$\Psi_g = 0.020 \text{ W}/(\text{m K})$$

$$f_{Rsi} = 0.72$$



Transom

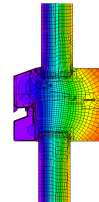
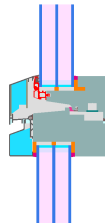
1 casement

$$b_f = 110.00 \text{ mm}$$

$$U_f = 0.96 \text{ W}/(\text{m}^2 \text{ K})$$

$$\Psi_g = 0.020 \text{ W}/(\text{m K})$$

$$f_{Rsi} = 0.71$$



Transom

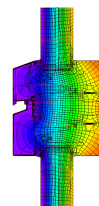
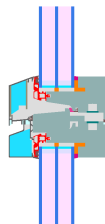
2 casements

$$b_f = 142.00 \text{ mm}$$

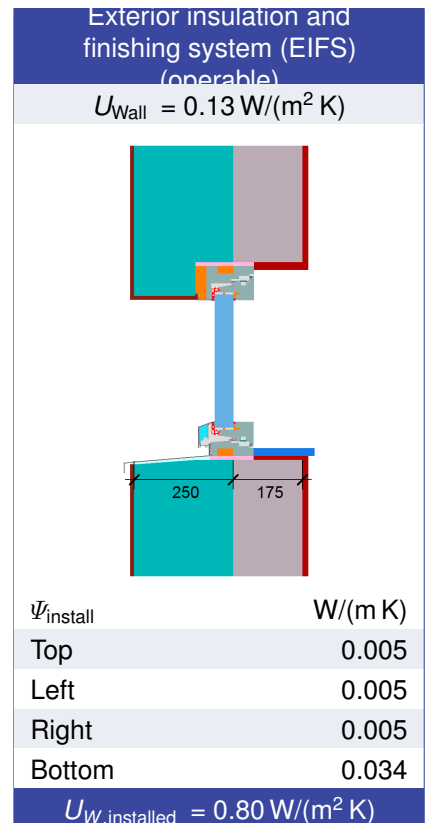
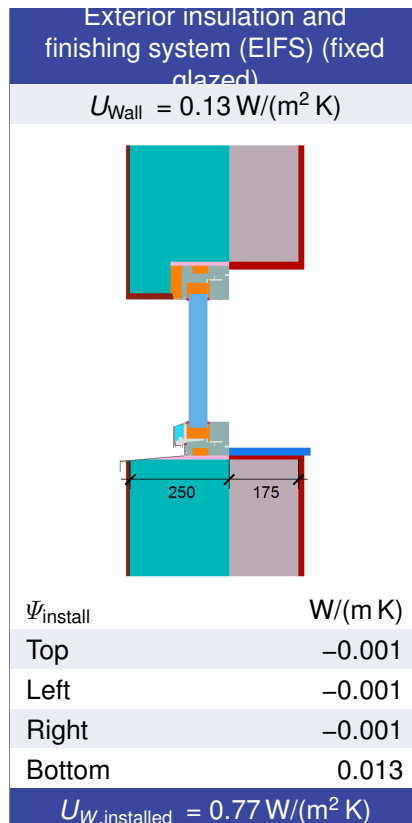
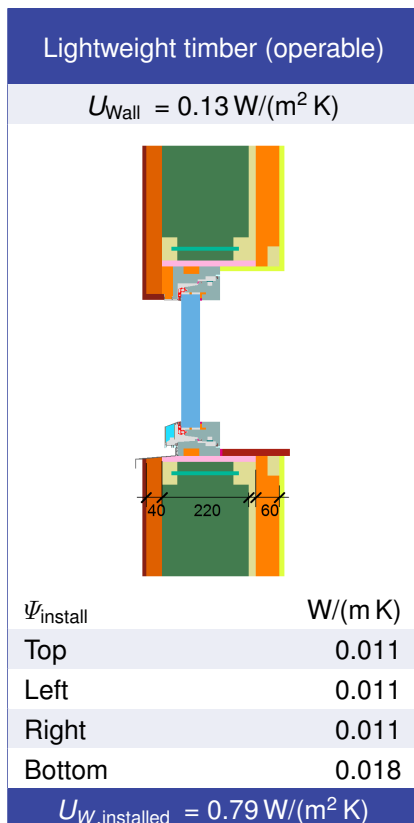
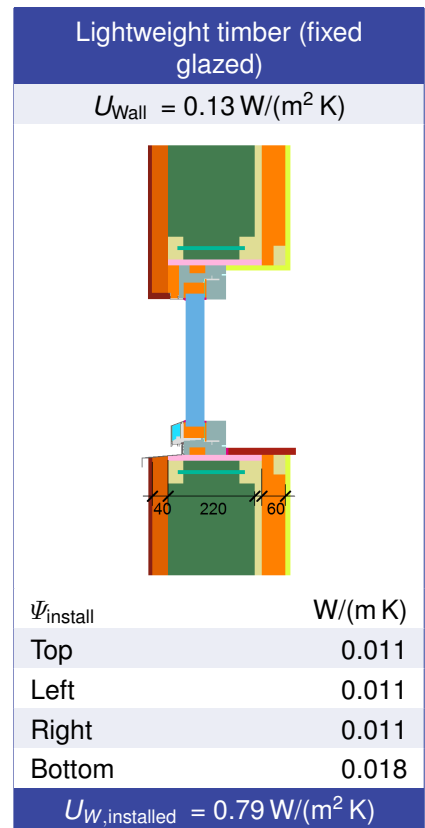
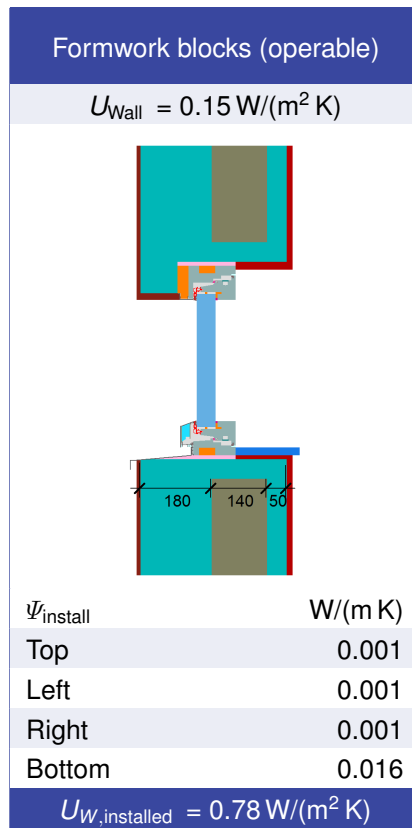
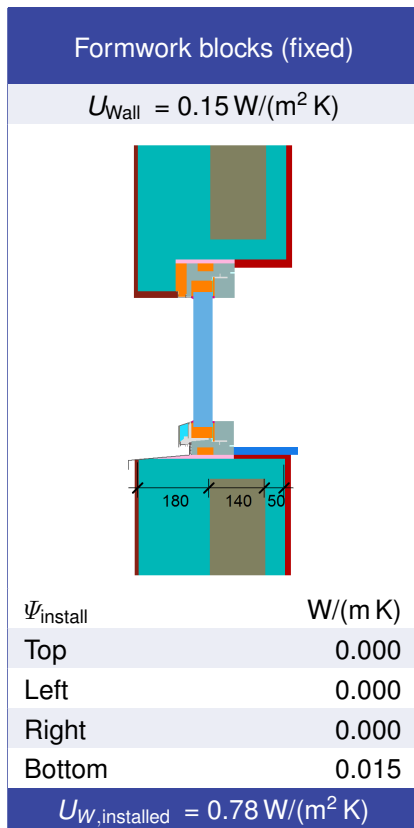
$$U_f = 0.92 \text{ W}/(\text{m}^2 \text{ K})$$

$$\Psi_g = 0.020 \text{ W}/(\text{m K})$$

$$f_{Rsi} = 0.71$$

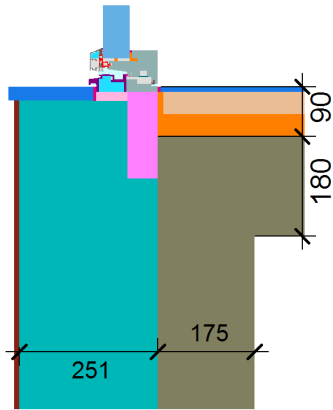


Validated installations



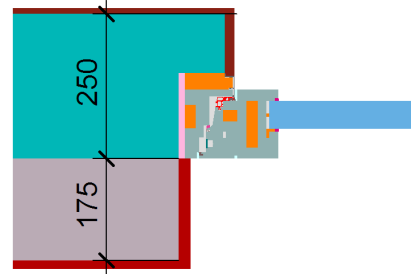
Exterior insulation and finishing s (EIFS)
threshold (operable)

$$U_1 = 0.14 \quad [\text{W}/(\text{m}^2 \text{K})]$$



$$\Psi_{\text{install}} = 0.02 \text{ W}/(\text{m K})$$

$$U_1 = 0.13 \quad [\text{W}/(\text{m}^2 \text{K})]$$



$$\Psi_{\text{install}} = 0.00 \text{ W}/(\text{m K})$$

